

THE BOYS' BRIGADE - GLASGOW BATTALION

JUNIOR SECTION



GO FOR GOLD THE PURPLE AWARD WORKBOOK

NAME: _____

COMPANY: _____

THE BOYS' BRIGADE, GLASGOW BATTALION
IBROX PARISH CHURCH, CLIFFORD STREET, GLASGOW G51 1QL

To gain the purple award I shall need 10 Achievements, 2 from each section. For spiritual achievements it will have to be one from Section A and one from Section B.

I hope to achieve the following: -

- | | | | |
|------------------|------------------------------|------------------|-------------------------------------|
| ADVENTURE | Compass Weather Chart | PHYSICAL | Bouncing Skills Balancing Skills |
| COMMUNITY | Home Safety Telephone | SPIRITUAL | Worlds Apart Church Service |
| INTEREST | National Flag Board Games | | |


WHEN I GAINED MY ACHIEVEMENTS

| ACHIEVEMENT | DATE |
|------------------|------|
| Compass | |
| Weather Chart | |
| Home Safety | |
| Telephone | |
| National Flag | |
| Board Games | |
| Bouncing Skills | |
| Balancing Skills | |
| Worlds Apart | |
| Church Service | |

I was awarded my Purple Award on _____

ADVENTURE

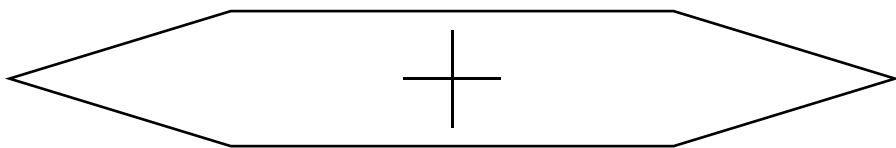
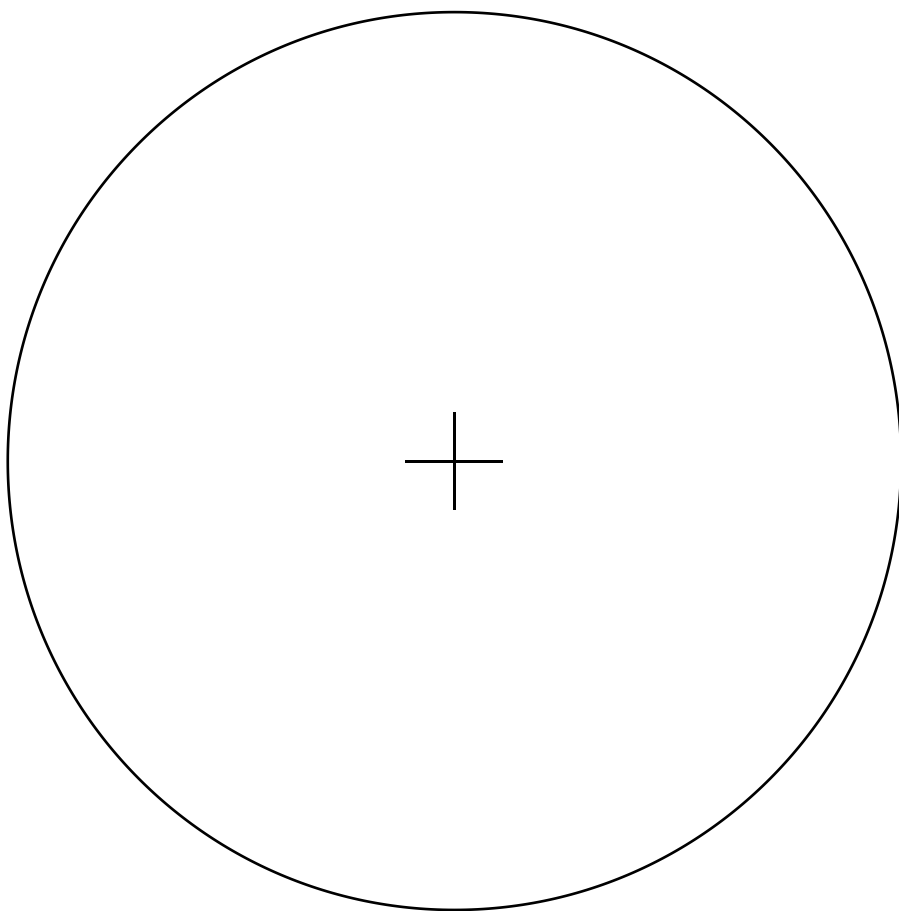
THE COMPASS



Fill in the Eight points of the compass

You can now make your own compass.

- Draw a circle on a piece of cardboard.
- Draw a needle on a piece of cardboard as well cut both out.
- Insert holes into the centre of the circle and the needle and using a press-in stud, attach the needle to the circle.
- Afterwards, write in the eight points of the compass.



ADVENTURE

WEATHER CHART

Your weather chart is shown below. Fill it in at home and bring it back with you next week to gain this achievement.

| | Time | Sunny | Dry | Cloudy | Windy | Rainy | Stormy | Foggy | Snow |
|-----------|---------|-------|-----|--------|-------|-------|--------|-------|------|
| Sunday | Morning | | | | | | | | |
| | Lunch | | | | | | | | |
| | Tea | | | | | | | | |
| | Evening | | | | | | | | |
| Monday | Morning | | | | | | | | |
| | Lunch | | | | | | | | |
| | Tea | | | | | | | | |
| | Evening | | | | | | | | |
| Tuesday | Morning | | | | | | | | |
| | Lunch | | | | | | | | |
| | Tea | | | | | | | | |
| | Evening | | | | | | | | |
| Wednesday | Morning | | | | | | | | |
| | Lunch | | | | | | | | |
| | Tea | | | | | | | | |
| | Evening | | | | | | | | |
| Thursday | Morning | | | | | | | | |
| | Lunch | | | | | | | | |
| | Tea | | | | | | | | |
| | Evening | | | | | | | | |
| Friday | Morning | | | | | | | | |
| | Lunch | | | | | | | | |
| | Tea | | | | | | | | |
| | Evening | | | | | | | | |
| Saturday | Morning | | | | | | | | |
| | Lunch | | | | | | | | |
| | Tea | | | | | | | | |
| | Evening | | | | | | | | |


NAME: _____

WEATHER CHART


COMMUNITY

HOME SAFETY


Your home safety worksheets are attached spot the deliberate errors to gain this achievement.




1 How many dangers can you see in this picture




2 The safer kitchen - compare this picture with picture 1




3 Can you spot all the possible dangers




4 The safer living - room Compare this picture with picture 3




5 This is a dangerous bathroom. Compare with picture 6



6 The safer bathroom




7 Do you think baby is safe ?



8 A safer baby.

ALWAYS PLAY SAFE - KEEP FIRE IN ITS PLACE



Spot the Mistakes

In the picture above there are over 10 mistakes, any of which could start a fire in your home. See how many you can spot, and colour in the picture.

COMMUNITY

TELEPHONE

Your Officer will show you how to look up a telephone directory. You will find the business numbers at the front of the directory and home numbers at the back. All numbers are listed in alphabetical order.

Your Officer will provide a letter for you to take home. To gain the achievement you need to look up the telephone number of your Captain in the phone book and telephone him.

Write down the emergency telephone number _____

Write down 4 emergency services you can reach on this number.



_____ Glasgow Company
The Boys' Brigade, Junior Section
Name, address of and telephone number
of Officer in Charge

Dear Parent

TELEPHONE ACHIEVEMENT

To achieve this your son must look up the phone directory and telephone the Company Captain.

Name: _____ Address: _____

Signed
Officer in Charge

INTEREST

UNION FLAG

Your Officer will tell you about the history of the union flag, the patron saints of Scotland, England and Ireland and the national emblem of these countries. The flag of Wales, which is a red dragon on a green and red background, is not included in the union flag.


But the patron saint is: _____

And the national emblem is the: _____

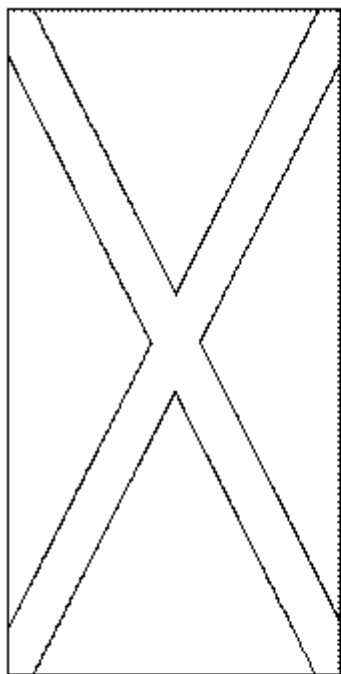
Once you are told the stories there are flags to colour in and a quiz to complete. Once you have done this you will have gained this achievement.

QUIZ

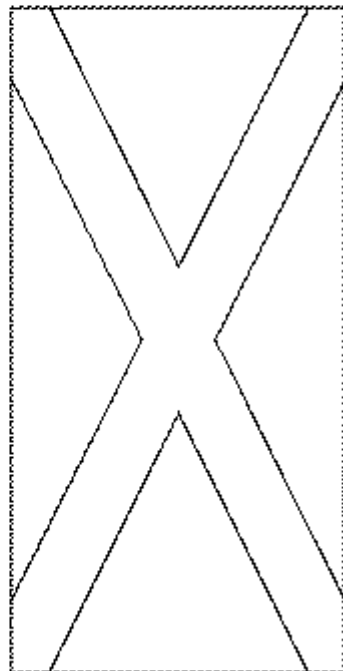
- 1 The St Andrew's flag is the National flag of
Scotland: Wales: Ireland
- 2 What two colours is in the St Georges flag ?
_____ and _____
- 3 Underline the colours of the union flag
Green White Blue Black Yellow Red
- 4 The Patron Saint of Ireland is
St David: St Patrick: St Columba
- 5 The National flower of England is the
Thistle Daffodil Tulip Rose
- 6 St Andrew was a
Plumber Joiner Fisherman Priest
- 7 The National Emblem of Scotland is the
Leek Shamrock Thistle Daisy



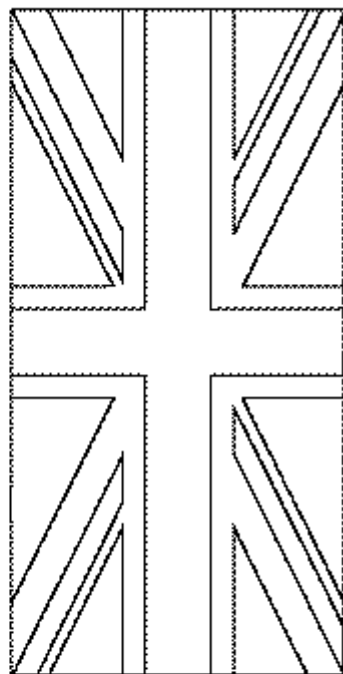
St George's Cross



St Patrick's Cross



St Andrew's Cross



Union Flag

INTERESTS

BOARD GAMES

There are a number of games you may wish to learn about and play. These include: -

Connect 4

Draughts

Jenga

Dominoes

Snakes and Ladders

Ludo

Tick which of these games you played and what was your favourite.

PHYSICAL BOUNCING & BALANCING SKILLS

These are two separate achievements

Your Officer will tell you what you have to do gain them.



SPIRITUAL

CHURCH SERVICE

During the course of the session your section will participate in either a Battalion, District or Company Church Service.

To gain this achievement you will have to attend at least one of these services.

Your Officer will ask you the following week what the service was about. You might even get a visit from the minister who conducted it.



SPIRITUAL

WORLDS APART

In the world today there are many more rich countries such as our own but even more poorer ones.

Organisations like Christian Aid and Oxfam help bring aid to poorer countries so that their people can live decent lives.

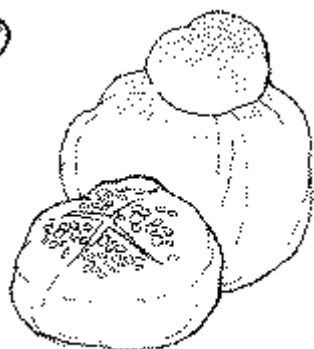
Next time you are shopping look for the Traidcraft label on such things like Tea or Coffee. Every time you buy such an item you can be sure that poor people in Africa and Asia are being helped.

Attached to your booklet are pictures to colour in showing how people in poorer countries live and work. There is also a map of the world showing where foods are produced.

Can you find and mark those countries whose pictures you have been colouring in and learning about.




Flour



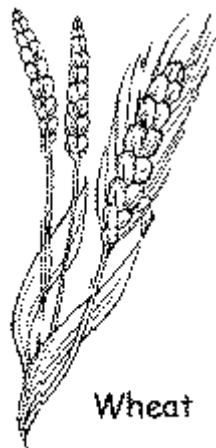
Bread



Grain



Ploughing



Wheat



Cow


Farmer, Peru




Hens



Maize



Lama



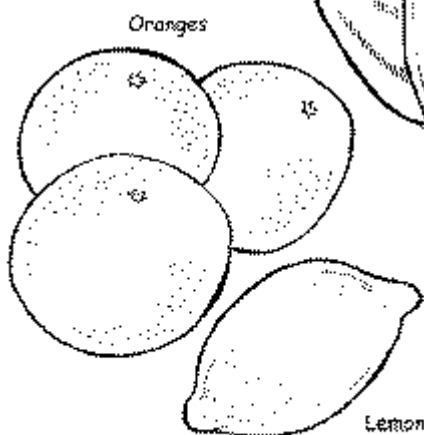
Pigs



Bread



Picking Coffee Kenya

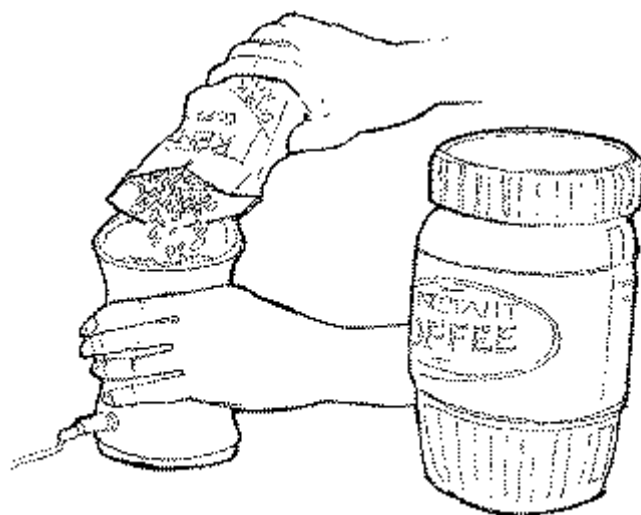


Oranges

Lemon

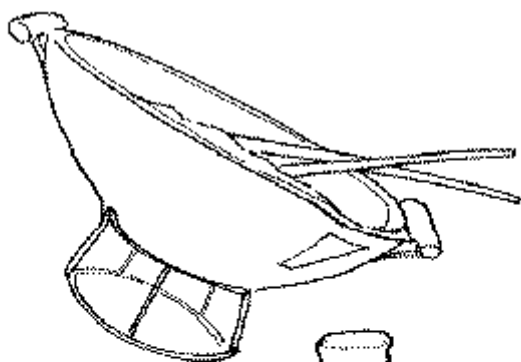


Coffee Beans





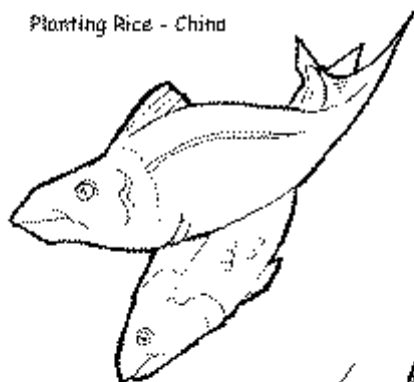
Planting Rice - China



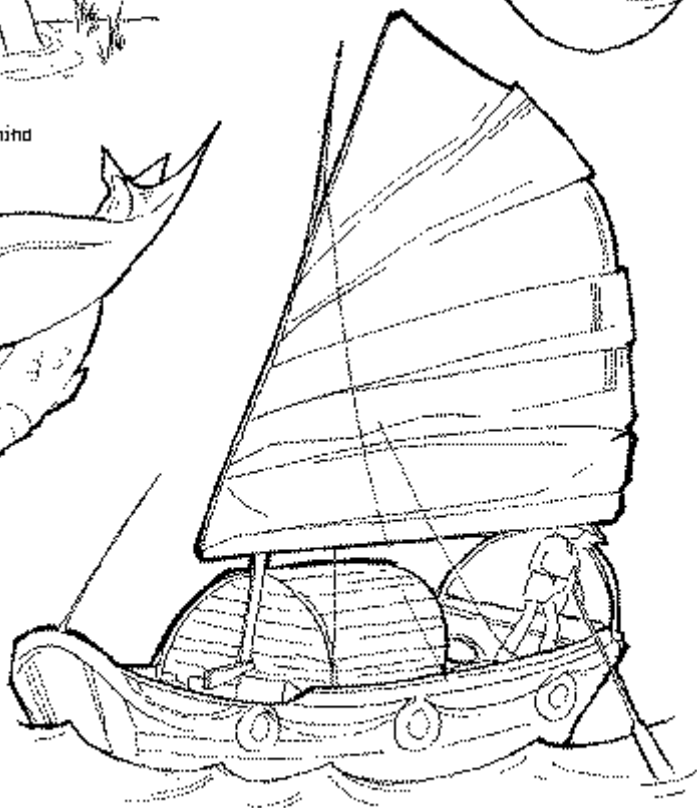
Wok



Mushrooms



Fish



Fishing Junk - China

FACT BOX 1



Some of the main foods produced throughout the world